

CERTIFICATE OF ANALYSIS

PRODUCT NAME: CBD Salve Stick
PRODUCT STRENGTH: 250 mg
LOT NUMBER: 9346A
BEST BY DATE: 12/18/2021
HEMP EXTRACT LOT [JP090319B7](#)

Click on the links to view third party results!

Physical Attributes

Test	Method	Specification	Results
Color	SOP-100	Off-white, cream color	PASS
Odor	SOP-100	Neutral scent w/hint of hemp oil, sweet beeswax	PASS
Appearance	SOP-100	Firm textured salve in white roll-on container with cap	PASS
Primary Package Eval.	SOP-132	Container clean and free of filth. Container caps tight and tamper-evident label intact	PASS
Secondary Package Eval.	SOP-132	Labeling Compliance Checked, Cartons sturdy and clean. Sufficient cushion material exists. Box taped and secure.	PASS

Review of Third-Party Analysis

Panel	Method	Specification	Results*	Pass/Fail
Potency - Total CBD	SOP-111	237.5-312.5 mg CBD LOQ** : 10 PPM† (0.001%)	255 mg	PASS
Potency - D9-THC	SOP-111	None Detected LOQ: 10 PPM (0.001%)	ND	PASS
FL Compliant Pesticide Panel	SOP-111	Florida State Hemp Program Rule 5B-57.014: Action Limits for Pesticides	ND	PASS
Microbial - Stec E.Coli	SOP-111	Complies with USP 61/62	Below LOQ	PASS
Microbial - Salmonella	SOP-111	Complies with USP 61/62	Below LOQ	PASS
Microbial - Aspergillus	SOP-111	Complies with USP 61/62	Below LOQ	PASS
CA Compliant Heavy Metal Panel	SOP-111	Arsenic (As): ≤1.5 PPM Cadmium (Cd): ≤0.5 PPM Mercury (Hg): ≤1.0 PPM Lead (Pb): ≤0.5 PPM	Below LOQ	PASS
MT Compliant Residual Solvents Panel	SOP-111	Montana Public Health and Human Services Rule 37.107.316	ND	PASS

* Level of Quantitation, † Parts Per Million

Quality Certified by:

Darcie Moran

03.11.2020

Darcie Moran

Date

Manager of Quality Assurance

CERTIFICATE OF ANALYSIS

ISO/IEC 17025:2017 ACCREDITATION #103104



Order #: 46668
 Order Name: Salve Stick
 9346A
 Batch#: SV011519
 Received: 01/17/2020
 Completed: 01/28/2020



Sample



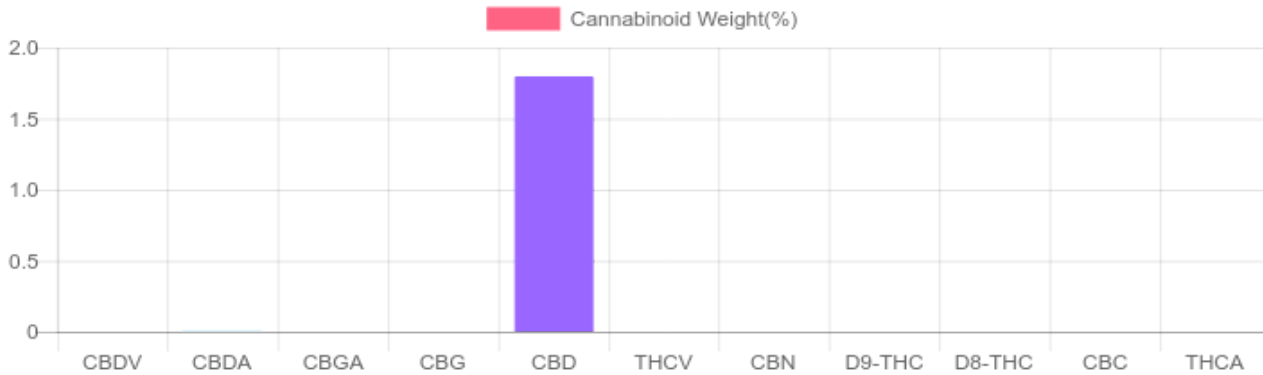
N/D D9-THC	1.800% Total CBD
255.0 mg Cannabinoids per bottle	255.0 mg CBD per bottle

Cannabinoids Test

SHIMADZU INTEGRATED UPLC-PDA
 GSL SOP 400 PREPARED: 01/17/2020 16:11:53 UPLOADED: 01/20/2020 10:20:18


Cannabinoids	LOQ	weight(%)	mg/g	mg/bottle
D9-THC	10 PPM	N/D	N/D	N/D
THCA	10 PPM	N/D	N/D	N/D
CBD	10 PPM	1.797%	17.971	254.6
CBDA	20 PPM	0.003%	0.026	0.4
CBDV	20 PPM	N/D	N/D	N/D
CBC	10 PPM	N/D	N/D	N/D
CBN	10 PPM	N/D	N/D	N/D
CBG	10 PPM	N/D	N/D	N/D
CBGA	20 PPM	N/D	N/D	N/D
D8-THC	10 PPM	N/D	N/D	N/D
THCV	10 PPM	N/D	N/D	N/D
TOTAL D9-THC		N/D	N/D	N/D
TOTAL CBD*		1.800%	17.994	255.0
TOTAL CANNABINOIDS		1.800%	17.997	255.0

1 bottle = 14.17 grams per bottle x
 Cannabinoid concentration



Reporting Limit 10 ppm
 *Total CBD = CBD + CBDA x 0.877
 N/D - Not Detected, B/LOQ - Below Limit of Quantification


 Dr. Andrew Hall, Ph.D., Chief Scientific Officer


 Ben Witten, MS, MT., Lab Director

Green Scientific Labs
 info@greenscientificlabs.com
 1-833 TEST CBD



Green Scientific Labs uses its best efforts to deliver high quality results and to verify that the data contained therein are based on sound scientific judgment and levels listed are guidelines only and all data was reported based on standard laboratory procedures and deviations. However Green Scientific Labs makes no warranties or claims to that effect and further shall not be liable for any damage or misrepresentation that may result from the use or misuse of the data contained herein in any way. Further, Green Scientific Labs makes no claims regarding representations of the analyzed sample to the larger batch from which it was taken. Data and information in this report are intended solely for the individual(s) for whom samples were submitted and as part of our strict confidentiality policy, Green Scientific Labs can only discuss results with the original client of record.

CERTIFICATE OF ANALYSIS

ISO/IEC 17025:2017 ACCREDITATION #103104



Order #: 46668
 Order Name: Salve Stick
 9346A
 Batch#: SV011519
 Received: 01/17/2020
 Completed: 01/28/2020



PESTICIDE ANALYSIS:

GSL SOP 401

PREPARED: 01/17/2020 18:28:29

UPLOADED: 01/21/2020 10:06:54

GCMS-MS - Shimadzu GCMS-TQ8040

Pesticide	Action Level (ppm)	Results (ppm)	LOQ (ppm)	LOD (ppm)
CHLORFENAPYR	0.010	N/D	0.003	0.001
COUMAPHOS	0.010	N/D	0.003	0.001
CYFLUTHRIN	0.010	N/D	0.003	0.001
CYPERMETHRIN	0.500	N/D	0.003	0.001


Pesticide	Action Level (ppm)	Results (ppm)	LOQ (ppm)	LOD (ppm)
FIPRONIL	0.010	N/D	0.003	0.001
FLUDIOXONIL	0.020	N/D	0.003	0.001
PENTACHLORONITROBENZENE	0.030	N/D	0.003	0.001


LCMS-MS - Shimadzu LCMS-8060

Pesticide	Action Level (ppm)	Results (ppm)	LOQ (ppm)	LOD (ppm)
ABAMECTIN B1A	0.020	N/D	0.005	0.001
ACEPHATE	0.020	N/D	0.001	0.001
ACEQUINOCYL	0.020	N/D	0.001	0.001
ACETAMIPRID	10.000	N/D	0.005	0.001
ALDICARB	0.010	N/D	0.005	0.001
AZOXYSTROBIN	0.100	N/D	0.001	0.001
BIFENAZATE	0.010	N/D	0.005	0.001
CHLORPYRIFOS	0.020	N/D	0.001	0.001
CLOFENTEZINE	0.040	N/D	0.001	0.001
DAMINOZIDE	0.010	N/D	0.005	0.001
DIAZANON	0.010	N/D	0.001	0.001
DICHLORVOS	0.020	N/D	0.005	0.001
DIMETHOATE	0.010	N/D	0.001	0.001
DIMETHOMORPH	0.010	N/D	0.005	0.001
ETHOPROPHOS	0.010	N/D	0.001	0.001
ETOFENPROX	0.010	N/D	0.001	0.001
ETOXAZOLE	0.010	N/D	0.010	0.005
FENHEXAMID	0.080	N/D	0.005	0.001
FENOXYCARB	0.010	N/D	0.005	0.001
FENPYROXIMATE	0.100	N/D	0.001	0.001
FLONICAMID	0.100	N/D	0.025	0.010
HEXYTHIAZOX	0.100	N/D	0.005	0.001
IMAZALIL	0.010	N/D	0.005	0.001
IMIDACLOPRID	0.020	N/D	0.005	0.001
KRESOXIM-METHYL	0.020	N/D	0.010	0.005
MALATHION	0.010	N/D	0.005	0.001

Pesticide	Action Level (ppm)	Results (ppm)	LOQ (ppm)	LOD (ppm)
METALAXYL	0.010	N/D	0.001	0.001
METHIOCARB	0.010	N/D	0.005	0.001
METHOMYL	0.010	N/D	0.001	0.001
MEVINPHOS	0.010	N/D	0.001	0.001
MYCLOBUTANIL	0.020	N/D	0.005	0.001
NALED	0.010	N/D	0.005	0.001
OXAMYL	0.026	N/D	0.001	0.001
PACLOBUTRAZOL	0.010	N/D	0.005	0.001
PERMETHRINS	0.020	N/D	0.005	0.001
PHOSMET	0.020	N/D	0.005	0.001
PIPERONYL BUTOXIDE	3.000	N/D	0.001	0.001
PRALLETHRIN	0.020	N/D	0.005	0.005
PROPICONAZOLE	0.020	N/D	0.010	0.005
PROPOXUR	0.020	N/D	0.001	0.001
PYRETHRINS (PYRETHRIN I)	0.500	N/D	0.005	0.005
PYRIDABEN	0.020	N/D	0.005	0.001
SPINETORAM	0.040	N/D	0.001	0.001
SPINOSAD (SPINOSYN A)	0.020	N/D	0.001	0.001
SPINOSAD (SPINOSYN D)	0.020	N/D	0.001	0.001
SPIROMESIFEN	0.030	N/D	0.005	0.001
SPIROTETRAMAT	0.020	N/D	0.001	0.001
SPIROXAMINE	0.010	N/D	0.001	0.001
TEBUCONAZOLE	0.010	N/D	0.005	0.001
THIACLOPRID	0.010	N/D	0.001	0.001
THIAMETHOXAM	0.010	N/D	0.001	0.001
TRIFLOXYSTROBIN	0.020	N/D	0.001	0.001

N/D = Not Detected, A/LOQ = Above LOQ Level, B/LOQ = Below LOQ Level, B/LOD = Below LOD Level


 Dr. Andrew Hall, Ph.D., Chief Scientific Officer


 Ben Witten, MS, MT., Lab Director

Green Scientific Labs
 info@greenscientificlabs.com
 1-833 TEST CBD



Green Scientific Labs uses its best efforts to deliver high quality results and to verify that the data contained therein are based on sound scientific judgment and levels listed are guidelines only and all data was reported based on standard laboratory procedures and deviations. However Green Scientific Labs makes no warranties or claims to that effect and further shall not be liable for any damage or misrepresentation that may result from the use or misuse of the data contained herein in any way. Further, Green Scientific Labs makes no claims regarding representations of the analyzed sample to the larger batch from which it was taken. Data and information in this report are intended solely for the individual(s) for whom samples were submitted and as part of our strict confidentiality policy, Green Scientific Labs can only discuss results with the original client of record.

CERTIFICATE OF ANALYSIS

ISO/IEC 17025:2017 ACCREDITATION #103104



Order #: 46668
 Order Name: Salve Stick
 9346A
 Batch#: SV011519
 Received: 01/17/2020
 Completed: 01/28/2020



Microbial Analysis:

Microbial Analysis GSL SOP 406

Uploaded: 01/27/2020 18:41:45

PCR - Agilent AriaMX

Test	Test Method Used	Device Used	LOD	Allowable Criteria	Actual Result	Pass/Fail
STEC E.COLI*	USP 61/62†	ARIAMX PCR	2 COPIES OF DNA	PRESENCE / ABSENT	BELOW LOD	PASS
SALMONELLA*	USP 61/62†	ARIAMX PCR	5 COPIES OF DNA	PRESENCE / ABSENT	BELOW LOD	PASS
ASPERGILLUS	USP 61/62†	ARIAMX PCR	ASP_LOD***	PRESENCE / ABSENT	BELOW LOD	PASS

† USP 61 (enumeration of bacteria TAC, TYM, and ENT/Coliform), USP 62 (identifying specific species E.coli Aspergillus etc)

* STEC and Salmonella run as Multiplex

*** Flavus = 2 Copies of DNA / Fumigatis = 2 Copies of DNA Niger = 20 Copies of DNA / Terrus = 10 copies of DNA

Dr. Andrew Hall, Ph.D., Chief Scientific Officer

Ben Witten, MS, MT., Lab Director

Green Scientific Labs
 info@greenscientificlabs.com
 1-833 TEST CBD



Green Scientific Labs uses its best efforts to deliver high quality results and to verify that the data contained therein are based on sound scientific judgment and levels listed are guidelines only and all data was reported based on standard laboratory procedures and deviations. However Green Scientific Labs makes no warranties or claims to that effect and further shall not be liable for any damage or misrepresentation that may result from the use or misuse of the data contained herein in any way. Further, Green Scientific Labs makes no claims regarding representations of the analyzed sample to the larger batch from which it was taken. Data and information in this report are intended solely for the individual(s) for whom samples were submitted and as part of our strict confidentiality policy, Green Scientific Labs can only discuss results with the original client of record.

CERTIFICATE OF ANALYSIS

ISO/IEC 17025:2017 ACCREDITATION #103104



Order #: 46668
Order Name: Salve Stick
9346A
Batch#: SV011519
Received: 01/17/2020
Completed: 01/28/2020



Heavy Metals Analysis:

ICP-MS - Shimadzu ICPMS-2030
GSL SOP 403

Uploaded: 01/17/2020 21:54:15

Metal	Action Level (ppb)	Result (ppb)
ARSENIC (AS)	200	B/LOQ
CADMIUM (CD)	200	B/LOQ
MERCURY (HG)	100	B/LOQ
LEAD (PB)	500	B/LOQ

Lower Limit of Quantitation (LOQ) is 75 ppb

Dr. Andrew Hall, Ph.D., Chief Scientific Officer

Ben Witten, MS, MT., Lab Director

Green Scientific Labs
info@greenscientificlabs.com
1-833 TEST CBD



Green Scientific Labs uses its best efforts to deliver high quality results and to verify that the data contained therein are based on sound scientific judgment and levels listed are guidelines only and all data was reported based on standard laboratory procedures and deviations. However Green Scientific Labs makes no warranties or claims to that effect and further shall not be liable for any damage or misrepresentation that may result from the use or misuse of the data contained herein in any way. Further, Green Scientific Labs makes no claims regarding representations of the analyzed sample to the larger batch from which it was taken. Data and information in this report are intended solely for the individual(s) for whom samples were submitted and as part of our strict confidentiality policy, Green Scientific Labs can only discuss results with the original client of record.



This is an amended version of report# 19-012757/D02.R00.
Reason: Updated report formatting.

Product identity: JP090319B7
Laboratory ID: 19-012757-0002

Client/Metric ID: .
Sample Date:

Summary

Potency:

Analyte	Result (%)				
CBD	81.9		<ul style="list-style-type: none"> ● CBD ● CBDV 	CBD-Total	81.9%
CBDV†	1.86			THC-Total	< 0.177%
			(Reported in percent of total sample)		

Residual Solvents:

All analytes passing and less than LOQ.

Pesticides:

All analytes passing and less than LOQ.

Terpenes:

Analyte	Percent by weight	Percent of Total	Analyte	Percent by weight	Percent of Total
(-)-Guaiol†	0.619	35.17%	(-)-caryophyllene oxide†	0.511	29.03%
β-Caryophyllene†	0.450	25.57%	Humulene†	0.0795	4.52%
Linalool†	0.0594	3.38%	(-)-a-Terpineol†	0.0411	2.34%
Total Terpenes†	1.76	100.00%			

Metals:

Less than LOQ for all analytes.

Microbiology:

Less than LOQ for all analytes.



Customer: My CBD Test

Product identity: JP090319B7

Client/Metric ID: .

Sample Date:

Laboratory ID: 19-012757-0002

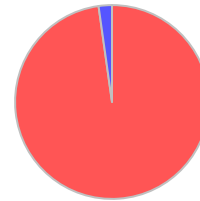
Relinquished by: UPS

Temp: 23.4 °C

Sample Results

Potency Method J AOAC 2015 V98-6 Units % Batch 1909717 Analyze 10/22/19 05:04 PM

Analyte	As Received	Dry weight	LOQ	Notes
CBC†	< LOQ		0.0943	
CBC-A†	< LOQ		0.0943	
CBC-Total†	< LOQ		0.177	
CBD	81.9		0.943	
CBD-A	< LOQ		0.0943	
CBD-Total	81.9		1.03	
CBDV†	1.86		0.0943	
CBDV-A†	< LOQ		0.0943	
CBDV-Total†	1.86		0.176	
CBG†	< LOQ		0.0943	
CBG-A†	< LOQ		0.0943	
CBG-Total†	< LOQ		0.176	
CBL†	< LOQ		0.0943	
CBN	< LOQ		0.0943	
Δ8-THC†	< LOQ		0.0943	
Δ9-THC	< LOQ		0.0943	
THC-A	< LOQ		0.0943	
THC-Total	< LOQ		0.177	
THCV†	< LOQ		0.0943	
THCV-A†	< LOQ		0.0943	
THCV-Total†	< LOQ		0.176	



● CBD
● CBDV

Microbiology

Analyte	Result	Limits	Units	LOQ	Batch	Analyze	Method	Notes
E.coli	< LOQ		cfu/g	10	1909486	10/21/19	AOAC 991.14 (Petrifilm)	X
Total Coliforms	< LOQ		cfu/g	10	1909486	10/21/19	AOAC 991.14 (Petrifilm)	X
Mold (RAPID Petrifilm)	< LOQ		cfu/g	10	1909487	10/21/19	AOAC 2014.05 (RAPID)	X
Yeast (RAPID Petrifilm)	< LOQ		cfu/g	10	1909487	10/21/19	AOAC 2014.05 (RAPID)	X



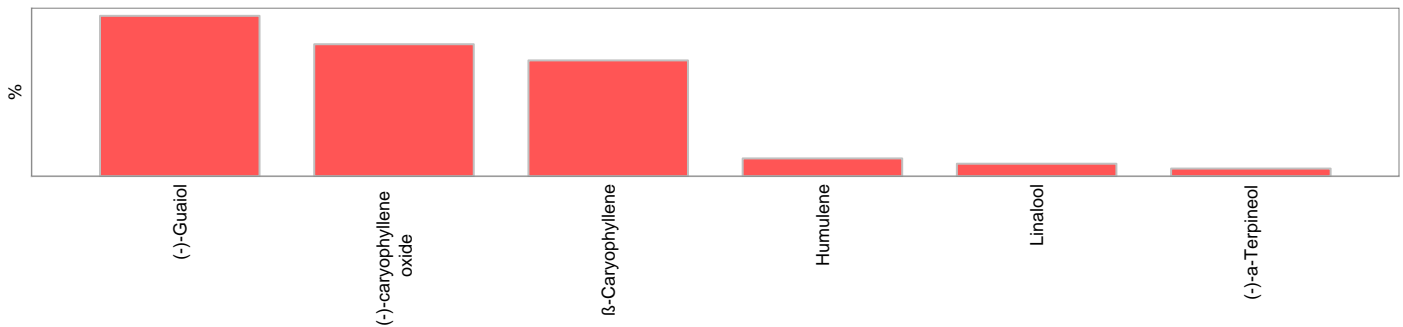
Solvents					Method EPA5021A	Units µg/g	Batch 1909460	Analyze 10/23/19 02:28 PM			
Analyte	Result	Limits	LOQ	Status	Notes	Analyte	Result	Limits	LOQ	Status	Notes
1,4-Dioxane	< LOQ	380	100	pass		2-Butanol	< LOQ	5000	200	pass	
2-Ethoxyethanol	< LOQ	160	30.0	pass		2-Methylbutane	< LOQ		200		
2-Methylpentane	< LOQ		30.0			2-Propanol (IPA)	< LOQ	5000	200	pass	
2,2-Dimethylbutane	< LOQ		30.0			2,2-Dimethylpropane	< LOQ		200		
2,3-Dimethylbutane	< LOQ		30.0			3-Methylpentane	< LOQ		30.0		
Acetone	< LOQ	5000	200	pass		Acetonitrile	< LOQ	410	100	pass	
Benzene	< LOQ	2.00	1.00	pass		Butanes (sum)	< LOQ	5000	400	pass	
Cyclohexane	< LOQ	3880	200	pass		Ethyl acetate	< LOQ	5000	200	pass	
Ethyl benzene	< LOQ		200			Ethyl ether	< LOQ	5000	200	pass	
Ethylene glycol	< LOQ	620	200	pass		Ethylene oxide	< LOQ	50.0	30.0	pass	
Hexanes (sum)	< LOQ	290	150	pass		Isopropyl acetate	< LOQ	5000	200	pass	
Isopropylbenzene	< LOQ	70.0	30.0	pass		m,p-Xylene	< LOQ		200		
Methanol	< LOQ	3000	200	pass		Methylene chloride	< LOQ	600	200	pass	
Methylpropane	< LOQ		200			n-Butane	< LOQ		200		
n-Heptane	< LOQ	5000	200	pass		n-Hexane	< LOQ		30.0		
n-Pentane	< LOQ		200			o-Xylene	< LOQ		200		
Pentanes (sum)	< LOQ	5000	600	pass		Propane	< LOQ	5000	200	pass	
Tetrahydrofuran	< LOQ	720	100	pass		Toluene	< LOQ	890	100	pass	
Total Xylenes	< LOQ		400			Total Xylenes and Ethyl	< LOQ	2170	600	pass	

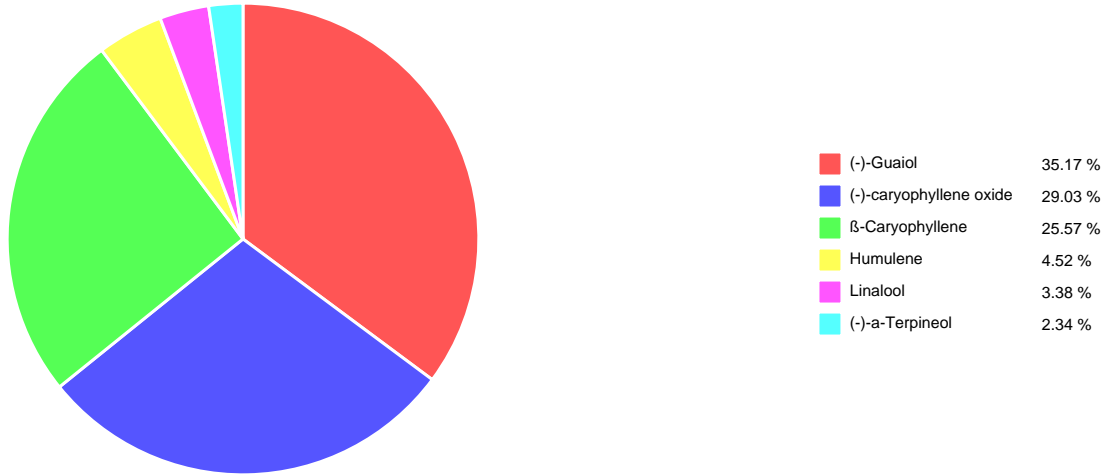


Pesticides											
Method AOAC 2007.01 & EN 15662 (mod) Units mg/kg Batch 1909507 Analyze 10/21/19 09:49 AM											
Analyte	Result	Limits	LOQ	Status	Notes	Analyte	Result	Limits	LOQ	Status	Notes
Abamectin	< LOQ	0.50	0.250	pass		Acephate	< LOQ	0.40	0.250	pass	
Acequinocyl	< LOQ	2.0	1.00	pass		Acetamiprid	< LOQ	0.20	0.100	pass	
Aldicarb	< LOQ	0.40	0.200	pass		Azoxystrobin	< LOQ	0.20	0.100	pass	
Bifenazate	< LOQ	0.20	0.100	pass		Bifenthrin	< LOQ	0.20	0.100	pass	
Boscalid	< LOQ	0.40	0.200	pass		Carbaryl	< LOQ	0.20	0.100	pass	
Carbofuran	< LOQ	0.20	0.100	pass		Chlorantraniliprole	< LOQ	0.20	0.100	pass	
Chlorfenapyr	< LOQ	1.0	0.500	pass		Chlorpyrifos	< LOQ	0.20	0.100	pass	
Clofentezine	< LOQ	0.20	0.100	pass		Cyfluthrin	< LOQ	1.0	0.500	pass	
Cypermethrin	< LOQ	1.0	0.500	pass		Daminozide	< LOQ	1.0	0.500	pass	
Diazinon	< LOQ	0.20	0.100	pass		Dichlorvos	< LOQ	1.0	0.500	pass	
Dimethoate	< LOQ	0.20	0.100	pass		Ethoprophos	< LOQ	0.20	0.100	pass	
Etofenprox	< LOQ	0.40	0.200	pass		Etoazole	< LOQ	0.20	0.100	pass	
Fenoxycarb	< LOQ	0.20	0.100	pass		Fenpyroximate	< LOQ	0.40	0.200	pass	
Fipronil	< LOQ	0.40	0.200	pass		Fonicamid	< LOQ	1.0	0.400	pass	
Fludioxonil	< LOQ	0.40	0.200	pass		Hexythiazox	< LOQ	1.0	0.400	pass	
Imazalil	< LOQ	0.20	0.100	pass		Imidacloprid	< LOQ	0.40	0.200	pass	
Kresoxim-methyl	< LOQ	0.40	0.200	pass		Malathion	< LOQ	0.20	0.100	pass	
Metalaxyl	< LOQ	0.20	0.100	pass		Methiocarb	< LOQ	0.20	0.100	pass	
Methomyl	< LOQ	0.40	0.200	pass		MGK-264	< LOQ	0.20	0.100	pass	
Myclobutanil	< LOQ	0.20	0.100	pass		Naled	< LOQ	0.50	0.250	pass	
Oxamyl	< LOQ	1.0	0.500	pass		Paclbutrazole	< LOQ	0.40	0.200	pass	
Parathion-Methyl	< LOQ	0.20	0.200	pass		Permethrin	< LOQ	0.20	0.100	pass	
Phosmet	< LOQ	0.20	0.100	pass		Piperonyl butoxide	< LOQ	2.0	1.00	pass	
Prallethrin	< LOQ	0.20	0.200	pass		Propiconazole	< LOQ	0.40	0.200	pass	
Propoxur	< LOQ	0.20	0.100	pass		Pyrethrin I (total)	< LOQ	1.0	0.500	pass	
Pyridaben	< LOQ	0.20	0.100	pass		Spinosad	< LOQ	0.20	0.100	pass	
Spiromesifen	< LOQ	0.20	0.100	pass		Spirotetramat	< LOQ	0.20	0.100	pass	
Spiroxamine	< LOQ	0.40	0.200	pass		Tebuconazole	< LOQ	0.40	0.200	pass	
Thiacloprid	< LOQ	0.20	0.100	pass		Thiamethoxam	< LOQ	0.20	0.100	pass	
Trifloxystrobin	< LOQ	0.20	0.100	pass							



Terpenes				Method J AOAC 2015 V98-6	Units %	Batch 1909461	Analyze 10/18/19 12:07 PM		
Analyte	Result	LOQ	% of Total	Notes	Analyte	Result	LOQ	% of Total	Notes
(-)-Guaial [†]	0.619	0.020	35.17%		(-)-caryophyllene oxide [†]	0.511	0.020	29.03%	
β-Caryophyllene [†]	0.450	0.020	25.57%		Humulene [†]	0.0795	0.020	4.52%	
Linalool [†]	0.0594	0.020	3.38%		(-)-a-Terpeneol [†]	0.0411	0.020	2.34%	
(-)-Isopulegol [†]	< LOQ	0.020	0.00%		(-)-β-Pinene [†]	< LOQ	0.020	0.00%	
(+)-Borneol [†]	< LOQ	0.020	0.00%		(+)-Cedrol [†]	< LOQ	0.020	0.00%	
(+)-fenchol [†]	< LOQ	0.020	0.00%		(+)-Pulegone [†]	< LOQ	0.020	0.00%	
(±)-Camphor [†]	< LOQ	0.020	0.00%		(±)-cis-Nerolidol [†]	< LOQ	0.020	0.00%	
(±)-fenchone [†]	< LOQ	0.020	0.00%		(±)-trans-Nerolidol [†]	< LOQ	0.020	0.00%	
(R)-(+)-Limonene [†]	< LOQ	0.020	0.00%		a-Bisabolol [†]	< LOQ	0.020	0.00%	
a-cedrene [†]	< LOQ	0.020	0.00%		a-phellandrene [†]	< LOQ	0.020	0.00%	
a-pinene [†]	< LOQ	0.020	0.00%		a-Terpinene [†]	< LOQ	0.020	0.00%	
Camphene [†]	< LOQ	0.020	0.00%		cis-β-Ocimene [†]	< LOQ	0.006	0.00%	
d-3-Carene [†]	< LOQ	0.020	0.00%		Eucalyptol [†]	< LOQ	0.020	0.00%	
farnesene [†]	< LOQ	0.020	0.00%		gamma-Terpinene [†]	< LOQ	0.020	0.00%	
Geraniol [†]	< LOQ	0.020	0.00%		Geranyl acetate [†]	< LOQ	0.020	0.00%	
Isoborneol [†]	< LOQ	0.020	0.00%		Menthol [†]	< LOQ	0.020	0.00%	
nerol [†]	< LOQ	0.020	0.00%		p-Cymene [†]	< LOQ	0.020	0.00%	
Sabinene [†]	< LOQ	0.020	0.00%		Sabinene hydrate [†]	< LOQ	0.020	0.00%	
β-Myrcene [†]	< LOQ	0.020	0.00%		Terpinolene [†]	< LOQ	0.020	0.00%	
trans-β-Ocimene [†]	< LOQ	0.013	0.00%		valencene [†]	< LOQ	0.020	0.00%	
Total Terpenes	1.76								





Metals

Analyte	Result	Limits	Units	LOQ	Batch	Analyze	Method	Notes
Arsenic	< LOQ		mg/kg	0.100	1909726	10/25/19	AOAC 2013.06 (mod.)	X
Cadmium	< LOQ		mg/kg	0.100	1909726	10/25/19	AOAC 2013.06 (mod.)	X
Lead	< LOQ		mg/kg	0.100	1909726	10/25/19	AOAC 2013.06 (mod.)	X
Mercury	< LOQ		mg/kg	0.100	1909726	10/25/19	AOAC 2013.06 (mod.)	X



These test results are representative of the individual sample selected and submitted by the client.

Abbreviations

Limits: Action Levels per OAR-333-007-0400, OAR-333-007-0210, OAR-333-007-0220

Limit(s) of Quantitation (LOQ): The minimum levels, concentrations, or quantities of a target variable (e.g., target analyte) that can be reported with a specified degree of confidence.

† = Analyte not NELAP accredited.

Units of Measure

cfu/g = Colony forming units per gram

µg/g = Microgram per gram

mg/kg = Milligram per kilogram = parts per million (ppm)

% = Percentage of sample

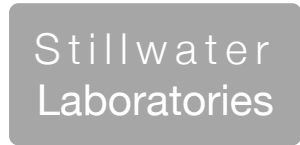
% wt = µg/g divided by 10,000

Glossary of Qualifiers

X: Not ORELAP accredited.

Approved Signatory

Derrick Tanner
General Manager




https://portal.a2la.org/scopepdf/4961-01.pdf

Sample Handling

test ID 12 sample date 2/12/20 2:06 PM
 order 6562 labID 0BH35 weight
 source

Methods	method	equipment
weights	MSP-7.3.1.3	AUX120.1
potency	MSP-7.5.1.5	LC-2030
terpenes	MSP-7.5.1.7	QP2020/HS20
pesticides	MSP-7.5.1.8	LC-8060
mycotoxins	MSP-7.5.1.8	LC-8060
microbial	MSP-7.5.1.9	Hardy Diag
solvents	MSP-7.5.1.6	QP2020/HS20
metals	MSP-7.5.1.10	ICPMS2030

topical



Potency % estimated error Terpenes % estimated error % estimated error % estimated error

potency not tested

terpenes not tested / not required

Solvents	MT limit	0BH35	LOQ	Pesticides (MT)	MT limit	0BH35	LOQ	Pesticides (other)	0BH35	LOQ
propane	5,000	0 ppm	<10ppm	pesticides not tested / not required				not tested / not required		
butanes	5,000	0 ppm	<10ppm							
pentanes	5,000	0 ppm	<10ppm							
hexanes	290	0 ppm	<10ppm							
cyclohexane	3,880	0 ppm	<10ppm							
heptanes	5,000	0 ppm	<10ppm							
methanol	3,000	0 ppm	<10ppm							
isopropanol	5,000	0 ppm	<10ppm							
acetone	5,000	0 ppm	<10ppm							
ethyl acetate	5,000	0 ppm	<10ppm							
benzene	2	0 ppm	<0.2ppm							
toluene	890	0 ppm	<10ppm							
xylenes	2,170	0 ppm	<10ppm							
chloroform	2	0 ppm	<0.2ppm							
dichloromethane	600	0 ppm	<10ppm							

Toxic Metals MT limit 0BH35 LOQ

metals not tested / not required

Microbial MT limit 0BH35 LOQ

microbial not tested

Comments

• All testing was completed onsite at 6073 US93N, Olney MT • Potency (cannabinoid concentration) is calculated from the equation: [cannabinoid] = [cannabinoid]_{HPLC} x volume_{dilution} / m_{dry}. Terpene concentration is calculated from the equation: [terpene] = (terpene mass)_{GCMS} / m_{dry}. ••• Decarboxyted cannabinoid concentration is calculated from the equation XXX_{total} = 0.877 x XXX_a + XXX ••• Standards are used to calibrate the resulting data and estimate error using a standard estimate of error method; this is combined with error from weighing and dilution using the propagation of error formula S_g² = Σ(∂f/∂i)²s_i² where i is the contributor to error. The 95% confidence range is calculated from the equation: (concentration) ± t_{CL90} x S_g. Sampling error is not

Certified by:

Kyle Larson, MSc (Biology)
 Deputy Director
 6073 US93N, Olney MT 59927
 406-881-2019 rdb@stwlabs.com

Printed 2/14/2020 3:34 PM